


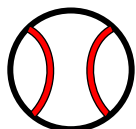
くらべる①

ことば

おおきい・ちいさい

どちらがおおきい

おおきいほうに ○をうちましょう。



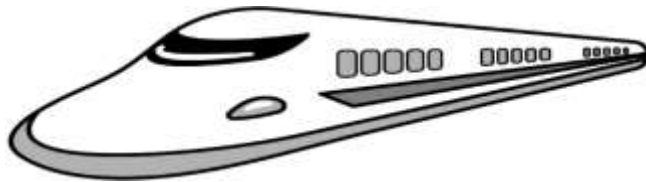
くらべる②

ことば

ながい・みじかい

どちらがながい

ながいほうに ○をうちましょう。





くらべる③

ことば

たかい・ひくい

どちらがたかい

たかいほうに ○をうちましょう



くらべる④

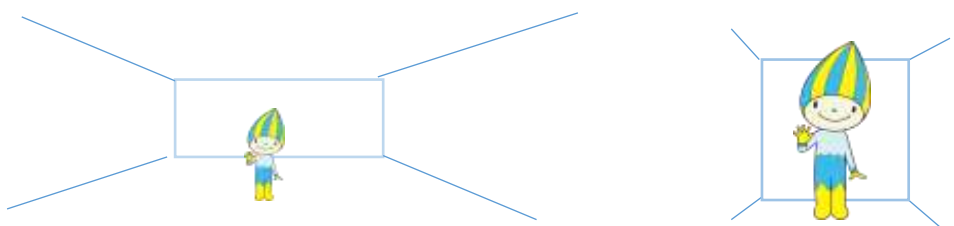
ことば

ひろい・せまい

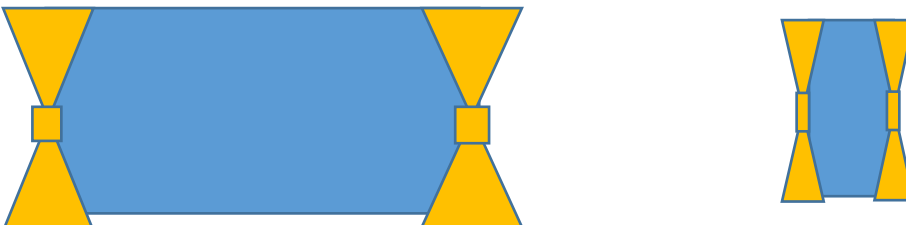
どちらがひろい

ひろいほうに ○をうちましょう。

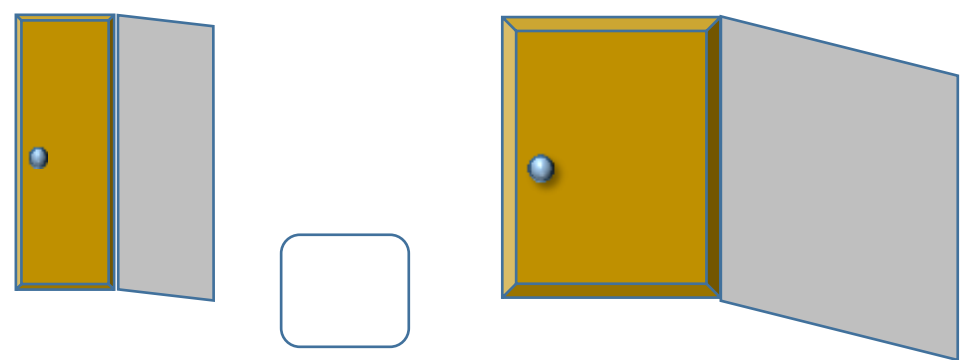
へや



まど



いりぐち



くらべる⑤

ことば

おいしい・すくない

どちらがおいしい


おいしいほうに ○をうちましょう。



Two groups of children are shown. The left group consists of four children standing in a row. The right group consists of two children wearing yellow hats and backpacks, also standing in a row. Each group has a square box next to it for marking.



Two groups of pencils are shown. The left group has two large pencils. The right group has six small pencils arranged in two columns of three. Each group has a square box next to it for marking.



Two glasses of water are shown. The left glass is tall and narrow, containing a large amount of water. The right glass is shorter and wider, containing a small amount of water. Each glass has a square box next to it for marking.